

Children's Activity | Advent | Year B

Make a candle for each week of advent.

On the back of this sheet is a shape for a 16cm by 18cm candle template plus the instructions.

FOR EACH WEEK:

Use coloured paper to make the candle. Get someone to help you cut out the shape that will be made into a round candle.

Use red or yellow cotton wool, tissue paper or cellophane to make the flame.

To make your week by week Advent candle set, fill a tray or round container with sand and/or rocks to stand the candles in.

You might like to put some flowers or green from the garden or make some leaves out of green paper to place around the bottom of the candle.

To make a mobile with the candles use a coat hanger and string. Start by hanging the first one in the centre and hang the others candles at differing heights.

WEEK ONE. **Family Candle - use purple paper for this candle.**

Cut out the candle shape, draw or paste pictures of your family onto the shape.

Use paints, crayon, pencils, glitter, stickers, ribbon etc. to decorate .

Roll the shape to make the candle and stick together, add the flame by gluing, sticking or firmly placing the flame material into the centre of the candle.

WEEK TWO. **Parish Candle - use purple paper for this candle.**


Make the candle as you did last week and decorate with pictures some of the things that your church community do for each other.

WEEK THREE. **My Candle - use pink paper for this candle,** as this Sunday tells us to be happy thinking about the birth of Jesus.

Make the candle as before. Draw a picture or paste a picture of yourself and add what you like to do, or what you are good at.


WEEK FOUR. **Jesus Candle - use purple paper for this candle.**

Make the candle as before. Draw a picture or paste a picture of the nativity scene with Mary, Joseph and the baby Jesus. You may like to add some angels and shepherds.



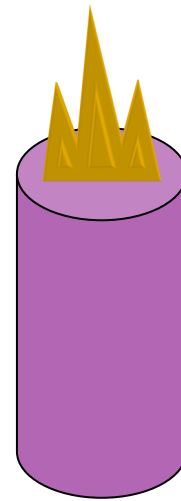
STEP 1

Cut out candle template and decorate.



STEP 2

Roll and Stick together.



STEP 3

Place flame material in centre of candle.

