

# Children's Liturgy of the Word Advent Year B

## Waiting for the coming of Jesus at Christmas

### FIRST WEEK

#### Leader's Notes

Advent comes from a Latin word adventus, which means 'coming'. It is the time when we get ready and wait for the coming of baby Jesus at Christmas. Christmas is a time of joy and gifts. We look forward to the gifts we receive at Christmas, but we also need to remember that giving is just as important as receiving.

#### Advent Wreath

Today we are going to light the first candle of the Advent Wreath as we get ready for the birth of Jesus at Christmas.

#### Introduction

*Sign of the cross in Noongar language. Pronunciation audio link:*

<http://liturgy.perthcatholic.org.au/wp-content/uploads/2020/11/Father-Son-Holy-Spirit.wav>

Yirra Maaman, Ngank, Kwobadak, Wirn

In the name of the Father and of the Son and of the Holy Spirit.

Amen.

Advent means coming, and so as we wait for Christmas, we prepare in special ways.

#### Lord Have Mercy

Leader: Jesus is kind to us.

Jesus, you love us even when we get it wrong.

All: Jesus, you always love us.

#### Collect

Leader: Let us pray.

Jesus, help us to be kind to each other as we prepare for Christmas.

We pray this prayer in Jesus' name.

All: Amen.

#### Gospel Acclamation

All: Alleluia, alleluia.

Jesus, you always love us.

Alleluia.



## **Gospel**

### **Mark 13:33-37 (CEV)**

Leader: A reading from the holy gospel according to Mark.  
Jesus said to his disciples:  
"Watch out and be ready!  
You don't know when the time will come.  
It is like what happens when a man goes away for a while  
and places his servants in charge of everything.  
He tells each of them what to do,  
and he orders the watchmen to be on their guard.  
"So be on your guard!  
You don't know when the master of the house will come back.  
It could be in the evening or at midnight or before dawn or in the morning.  
But if he comes suddenly, don't let him find you asleep.  
I tell everyone just what I have told you.  
Be on your guard!"  
The Gospel of the Lord.

All : Praise to you, Lord Jesus Christ.

### **Reflection on the Word**

Jesus asks us to 'watch out and be ready!' How do you prepare and be ready when you know someone special is coming to visit? (clean, prepare food and drink, make up bed if they are staying). Just as we prepare our homes for when we have special visitors, we need to prepare our hearts and lives for Jesus. How do you think we can prepare ourselves for Jesus? ( be kind to each other, share, help parents etc). Ask each child to focus on one thing they can do during this coming week to prepare for Jesus. By living each day as Jesus taught us, filled with goodness and love, we will be ready to welcome him when he comes again.

**Activity** See attached template. Resource - Paper (purple) candle sheet  
Paper candle - record on paper candle the child's focus for the week.

### **General Intercessions**

Leader: As we begin this season of Advent, let us bring our prayers to Jesus.  
Reader: That all God's children will love one another, at all times. Jesus, hear us.  
All: **Jesus, hear our prayer.**  
Reader: That we will be kind to each other. Jesus, hear us.  
All: **Jesus, hear our prayer.**  
Leader: Loving Father, hear our prayers as we wait for Jesus, who shows us how to love one another.  
All: **Amen.**

### **Dismissal**

As we go back into the church, we carry God's word of love in our hearts. May Jesus help us to be kind to everyone.

# Children's Liturgy of the Word Advent Year B

## Waiting for the coming of Jesus at Christmas

### SECOND WEEK

#### Leader's Notes

This is the second week of Advent. It is the time when we get ready and wait for the coming of baby Jesus at Christmas. Christmas is a time of joy and gifts. As we get closer to Christmas are we being kind to one another? Our good behaviour is our path to Jesus.

#### Advent Wreath

Today we are going to light the first and second candle of the Advent Wreath as we get ready for the birth of Jesus at Christmas.

#### Introduction

*Sign of the cross in Noongar language. Pronunciation audio link:*

<http://liturgy.perthcatholic.org.au/wp-content/uploads/2020/11/Father-Son-Holy-Spirit.wav>

Yirra Maaman, Ngank, Kwobadak, Wirn

In the name of the Father and of the Son and of the Holy Spirit.

Amen.

Advent means coming, and so as we wait for Christmas, we prepare in special ways.

#### Lord Have Mercy

Leader: Jesus is kind to us.

Jesus, you love us even when we get it wrong.

All: Jesus, you always love us.

#### Collect

Leader: Let us pray.

Jesus, help us to be kind to each other as we prepare for Christmas.

We pray this prayer in Jesus' name.

All: Amen.

#### Gospel Acclamation

All: Alleluia, alleluia.

Jesus shows us how to love one another.

Alleluia.



## **Gospel**

## **Mark 1:1-8 (CEV)**

Leader: A reading from the holy gospel according to Mark.

This is the good news about Jesus Christ, the Son of God.

It began just as God had said

in the book written by Isaiah the prophet,

"I am sending my messenger to get the way ready for you.

In the desert someone is shouting,

'Get the road ready for the Lord!

Make a straight path for him."

So John the Baptist showed up in the desert and told everyone,

"Turn back to God and be baptised!

Then your sins will be forgiven."

From all Judea and from Jerusalem crowds of people went to John.

They told how sorry they were for their sins,

and he baptised them in the Jordan River.

John wore clothes made of camel's hair.

He had a leather strap around his waist

and ate grasshoppers and wild honey.

John also told the people,

"Someone more powerful is going to come.

And I am not good enough even to stoop down and untie his sandals.

I baptise you with water,

but he will baptise you with the Holy Spirit!"

The Gospel of the Lord.

All : Praise to you, Lord Jesus Christ.

## **Reflection on the Word**

Today's Gospel is again about getting ready. Getting ready for Jesus' birth at Christmas. We get ready by thinking about our actions during the week. When we behave as Jesus wants us to, we are on the path to him. Ask the children to reflect on their behaviour during the week. Did they behave as Jesus would? Jesus always forgives us when we are sorry for our actions. Did someone hurt us? Were we forgiving like Jesus? Ask how will they change their behaviour this week to prepare for Jesus coming at Christmas? By living each day as Jesus taught us, filled with goodness and love, we will be ready to welcome him when he comes at Christmas.

**Activity** See attached template

Resource - Paper (purple) candle sheet

Paper candle - record on path the child's focus for the week.

## **General Intercessions**

Leader: In this second week of Advent, let us bring our prayers to Jesus.

Reader: That all God's children will love one another, at all times. Jesus, hear us.

All: **Jesus, hear our prayer.**

Reader: That we will forgive others when they are not kind to us. Jesus, hear us.

All: **Jesus, hear our prayer.**

Leader: Loving Father, hear our prayers as we wait for Jesus, who shows us how to love one another.

All: **Amen.**

## **Dismissal**

As we go back into the church, we carry God's word of love in our hearts. May Jesus help us to be kind to everyone.

# Children's Liturgy of the Word Advent Year B

## Waiting for the coming of Jesus at Christmas

### THIRD WEEK

#### Leader's Notes

This is the third week of Advent. It is the time when we get ready and wait for the coming of baby Jesus at Christmas. Christmas is a time of joy and gifts. We look forward to the gifts we receive at Christmas, but we also need to remember that giving is just as important as receiving. As we get closer to Christmas are we being kind to one another? Our good behaviour is our path to Jesus.

#### Advent Wreath

Today we are going to light the first, second and third candle of the Advent Wreath as we get ready for the birth of Jesus at Christmas.

#### Introduction

*Sign of the cross in Noongar language. Pronunciation audio link:*

<http://liturgy.perthcatholic.org.au/wp-content/uploads/2020/11/Father-Son-Holy-Spirit.wav>

Yirra Maaman, Ngank, Kwobadak, Wirn

In the name of the Father and of the Son and of the Holy Spirit.

Amen.

Advent means coming, and so as we wait for Christmas, we prepare in special ways.

#### Lord Have Mercy

Leader: Jesus is kind to us.  
Jesus, you love us even when we get it wrong.

All: Jesus, you always love us.

#### Collect

Leader: Let us pray.  
Jesus, help us to be kind to each other as we prepare for Christmas.  
We pray this prayer in Jesus' name.

All: Amen.

#### Gospel Acclamation

All: Alleluia, alleluia.  
Jesus shows us how to love one another.  
Alleluia.



## **Gospel**

## **John 1:19-28 (CEV)**

Leader: A reading from the holy gospel according to John.

The Jewish leaders in Jerusalem sent priests and temple helpers to ask John who he was.

He told them plainly, "I am not the Messiah."

Then when they asked him if he were Elijah,

he said, "No, I am not!"

And when they asked if he were the Prophet,

he also said "No!"

Finally, they said, "Who are you then?"

We have to give an answer to the ones who sent us.

Tell us who you are!"

John answered in the words of the prophet Isaiah,

"I am only someone shouting in the desert,

'Get the road ready for the Lord!'"

Some Pharisees had also been sent to John.

They asked him, "Why are you baptising people,

if you are not the Messiah or Elijah or the Prophet?"

John told them, "I use water to baptise people.

But here with you is someone you don't know.

Even though I came first,

I am not good enough to untie his sandals."

John said this as he was baptising east of the Jordan River in Bethany.

The Gospel of the Lord.

All: Praise to you, Lord Jesus Christ.

## **Reflection on the Word**

Today's Gospel is again about getting ready. Getting ready for Jesus birth at Christmas. The road is also mentioned again today. John (Jesus' disciple) says 'get the road ready for the Lord'. We are on the road to Jesus when we act as he would. Let's think about our actions during the past week. Ask the children to reflect on their behaviour during the week. Did they behave as Jesus would? Jesus always forgives us when we are sorry for our actions. What will they do this week to get ready for Jesus? By living each day as Jesus taught us, filled with goodness and love, we will be ready to welcome him when he comes at Christmas.

**Activity** See attached template

Resource - Paper (rose) candle sheet

Paper candle – draw a road on the candle and on it record the child's focus for the week.

## **General Intercessions**

Leader: In this third week of Advent, let us bring our prayers to Jesus.

Reader: That all God's children will love one another, at all times. Jesus, hear us.

**All: Jesus, hear our prayer.**

Reader: That we will be kind to each other. Jesus, hear us.

**All: Jesus, hear our prayer.**

Leader: Loving Father, hear our prayers as we wait for Jesus, who shows us how to love one another.

**All: Amen.**

## **Dismissal**

As we go back into the church, we carry God's word of love in our hearts. May Jesus help us to be kind to everyone.



# Children's Liturgy of the Word Advent Year B

## Waiting for the coming of Jesus at Christmas

### FOURTH WEEK

#### Leader's Notes

This is the fourth and last week of Advent. We do not have to wait much longer for the arrival of baby Jesus at Christmas. Christmas is a time of joy and gifts. We look forward to the gifts we receive at Christmas, but we also need to remember that giving is just as important as receiving. As we get closer to Christmas, are we being kind to one another? Our good behaviour is our path to Jesus.

#### Advent Wreath

Today we are going to light all four candles of the Advent Wreath. The birth of Jesus at Christmas is very close now.

#### Introduction

*Sign of the cross in Noongar language. Pronunciation audio link:*

<http://liturgy.perthcatholic.org.au/wp-content/uploads/2020/11/Father-Son-Holy-Spirit.wav>

Yirra Maaman, Ngank, Kwobadak, Wirn

In the name of the Father and of the Son and of the Holy Spirit.

Amen.

Advent means coming, and so as we wait for Christmas, we prepare in special ways.

#### Lord Have Mercy

Leader: Jesus is kind to us.

Jesus, you love us even when we get it wrong.

All: Jesus, you always love us.

#### Collect

Leader: Let us pray.

Jesus, help us to say yes to you as Mary did, as we prepare for Christmas. We pray this prayer in Jesus name.

All: Amen.

#### Gospel Acclamation

All: Alleluia, alleluia.

May we say yes to Jesus as Mary did.

Alleluia.



## **Gospel**

## **Luke 1:26-38 (CEV)**

Leader: A reading from the holy gospel according to Luke.

God sent the angel Gabriel to the town of Nazareth in Galilee with a message for a virgin named Mary.

She was engaged to Joseph from the family of King David.

The angel greeted Mary and said,

"You are truly blessed! The Lord is with you."

Mary was confused by the angel's words and wondered what they meant.

Then the angel told Mary, "Don't be afraid!

God is pleased with you, and you will have a son.

His name will be Jesus.

He will be great and will be called the Son of God Most High.

The Lord God will make him king, as his ancestor David was.

He will rule the people of Israel forever, and his kingdom will never end."

Mary asked the angel, "How can this happen?

I am not married!"

The angel answered, "The Holy Spirit will come down to you, and God's power will come over you.

So your child will be called the holy Son of God.

"Your relative Elizabeth is also going to have a son, even though she is old.

No one thought she could ever have a baby, but in three months she will have a son.

Nothing is impossible for God!"

Mary said, "I am the Lord's servant!

Let it happen as you have said."

And the angel left her.

The Gospel of the Lord.

**All: Praise to you, Lord Jesus Christ.**

## **Reflection on the Word**

Mary said 'yes' when she was chosen to be Jesus' mother, even though she was probably very scared and confused. Mary is a special person because she is Jesus' mother and the angel told her that she 'is blessed'. We can pray to Mary for help to be more like Jesus. What are some ways you can say 'yes' to Jesus? By living each day as Jesus taught us, filled with goodness and love, we will be ready to welcome him when he comes at Christmas.

**Activity** (see attached handout)  
(Resource - Paper (purple) candle sheet )

Paper candle - record the child's focus for the week – A way they can say yes to Jesus. Or just write YES on the candle to complete the set of 4 candles for Advent.

## **General Intercessions**

Leader: In this Fourth week of Advent, let us bring our prayers to Jesus.  
Reader: That all God's children will love one another, at all times. Jesus, hear us.  
All: **Jesus, hear our prayer.**

Reader: That we say yes to Jesus as Mary did. Jesus, hear us.  
All: **Jesus, hear our prayer.**

Leader: Loving Father, hear our prayers as we wait for Jesus,  
who shows us how to love one another.  
All: **Amen.**

## **Dismissal**

As we go back into the church, we carry God's word of love in our hearts. May Jesus help us to be like Mary.

# Leader's Notes

## Advent Year B

Set up a sacred focus point with some purple fabric which is the colour for the liturgical season of Advent (see 'Gather Around' page 24 & 25, Liturgical Guidelines [www.liturgy.perthcatholic.org.au](http://www.liturgy.perthcatholic.org.au)), a candle (battery powered), children's lectionary and an advent wreath with battery operated candles. The candle and lectionary can be carried into the gathering place from the church by the children.

Encourage participation by having responses visible so children can respond. This can be by presentation via powerpoint, individual leaflets or by writing them out on large cards for all to see.

Make sure all resources for the activity are prepared and ready to go before the session starts.

### Emmaus Productions

([www.emmausproductions.com/special-feature/advent-pandemic-2020/](http://www.emmausproductions.com/special-feature/advent-pandemic-2020/)) have some complimentary Advent resources, including music that may be suitable for children's liturgy of the word. In particular:

*Oh How it's Good* ( 1:33 mins) – lyrics include 'Jesus always loves me', suitable for younger children.

*Come, Gather Children* ( 3:40 mins) – 'Our God is coming prepare a way'. Suitable for 2<sup>nd</sup> and 3<sup>rd</sup> weeks.

*Our God is Near* (2:16 mins) – be ready , our God is coming.

### Optional Activity

**Liquid Pictures: drama** (suited to younger children)

Divide Gospel into a number of phrases. Each phrase has a simple accompanied action. Allocate each phrase to a child.

Children line up in order.

Leader has a statement to introduce and conclude.

Begin with leader reading introduction.

1<sup>st</sup> child repeats their phrase with actions three times, then freezes.

Continue along the line in order with each child and phrase

Leader concludes with final statement.

### Example Week 1 Gospel

Leader: Jesus said to his disciples;

1. Watch out!
2. Be ready!
3. Be on your Guard!
4. Master is coming!
5. Don't be asleep!
6. Be on your guard!

Leader: Tell everyone to be ready for Jesus

## **Resources**

*Contemporary English Version:*

Scripture quotations marked (CEV) are from the Contemporary English Version Copyright © 1991, 1992, 1995 by American Bible Society. Used by Permission.

*The Complete Children's Liturgy Book:* Katie Thompson, Kevin Mayhew Publishing, 2004.

*Just Imagine 4:* Rina Wintour, Mountjoy Enterprises, 2006.

*Sign of the cross in Noongar language.* Yirra Maaman, Ngank, Kwobadak, Wirn

Copyright © Used with permission Catholic Aboriginal Ministry Perth.

**Pronunciation audio link:**

<http://liturgy.perthcatholic.org.au/wp-content/uploads/2020/11/Father-Son-Holy-Spirit.wav>

# Children's Candle Activity Sheet

## Advent Year B

### **EACH WEEK**

Use coloured paper (purple or pink depending on week) to make the candle. Cut out the shape that will be made into a round candle.

Use red or yellow cotton wool, tissue paper or cellophane to make the flame.

### **RESOURCES**

Purple or pink paper or card cut to size. Below is a 16cm by 18cm candle template.

Red or yellow cotton wool, tissue paper or cellophane

Pencils, coloured pens, magazines or pictures, scissors, glue, sticky tape

### **WEEK ONE**      Use purple paper for this candle.

Cut out the candle shape, draw or write focus for the week. Use paints, crayon, pencils, glitter, stickers, ribbon etc. to decorate, if time. Roll the shape to make the candle and stick together, add the flame by gluing, sticking or firmly placing the flame material into the centre of the candle.

### **WEEK TWO**      Use purple paper for this candle.


Make the candle as you did last week and decorate with pictures or words either showing how you forgive or how you can be more like Jesus.

### **WEEK THREE**      Use rose paper for this candle as this Sunday tells us to be happy thinking about the birth of Jesus.

Make the candle as before. Draw a road on the candle and on it draw or paste a picture of you acting as Jesus would.


### **WEEK FOUR**      Use purple paper for this candle.

Make the candle as before. Write YES or draw or paste a picture of Mary or you saying 'yes' to Jesus.



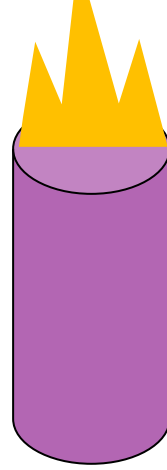
**STEP 1**

Cut out candle template and decorate.



**STEP 2**

Roll and Stick together.



**STEP 3**

Place flame material in centre of candle.

